

The

CurationSoft

Business Blueprint

Your Complete AI-Powered Roadmap
From Idea to Income

The 5-Phase Framework Used by Successful Online Entrepreneurs

Updated for the AI Era – 2026 Edition

CurationSoft.ai

Enabling Your AI-Powered Transformation

Why 80% of Online Businesses Fail

Here's a fact that might surprise you: more than 80% of blogs and online businesses become inactive within the first year.

Our research discovered two main reasons for this alarming failure rate:

Reason #1: They Don't Know What It Actually Takes


Most people start an online business thinking all they need to do is create content. But a successful online business requires:

- Content creation and publishing strategy
- Website setup, hosting, and technical infrastructure
- Email list building and automation
- Social media presence and engagement
- Product creation and launch
- Marketing, advertising, and conversion optimization
- Analytics, tracking, and continuous improvement

That's a lot more than just writing!

Reason #2: They Try to Do Everything Themselves

Entrepreneurs grind themselves into dust trying to do everything without a system or prioritization framework.

 **The 80/20 Rule:** 20% of activities drive 80% of your results. Focus on high-impact tasks and use AI to handle the rest.

The good news? In 2026, AI tools can handle much of the repetitive work — if you know how to use them strategically.

This blueprint gives you the complete framework, updated with AI-powered shortcuts at every stage.

The 5-Phase CurationSoft Framework

Every successful online business follows a predictable path. Here's the roadmap:



Total time to first revenue: 4-6 months

(With AI assistance, you can compress this timeline significantly)

What You'll Learn in This Blueprint

- **Phase 1 – IDEA:** Validate your business concept and define success
- **Phase 2 – SETUP:** Build your technical infrastructure the right way
- **Phase 3 – GROW:** Create content, build your audience, launch products
- **Phase 4 – CONVERT:** Turn visitors into subscribers and subscribers into customers
- **Phase 5 – REALIZE:** Maximize revenue and scale your business

Plus: AI prompts you can use immediately at every stage.

PHASE 1: IDEA

Estimated Duration: 4-6 Weeks


Before you build anything, you need clarity on what you're building and why.

Define Your Success

You need to know WHY you're building this business. Common goals include:

- Build an online presence and personal brand
- Generate passive income
- Replace your full-time income
- Share your expertise and help others
- Create a sellable asset

Make your goal specific and measurable: "Earn \$3,000/month within 12 months" is better than "make money online."


 **AI Prompt:** "Help me define a specific, measurable goal for my [niche] business. I want to achieve [outcome] within [timeframe]. What metrics should I track?"

Choose Your Niche

The best niche sits at the intersection of three things:

1. **Your passion and expertise** — You'll be creating content about this for years
2. **Market demand** — People are actively searching for solutions
3. **Monetization potential** — People will pay for solutions


Proven niches that work: Health/fitness, personal finance, relationships, career/business, hobbies with passionate communities (photography, gardening, cooking, pets).

 **AI Prompt:** "I'm interested in [topic]. Help me validate if this is a viable niche. Research: (1) What problems do people in this niche have? (2) What products/services already exist? (3) What gaps or underserved segments exist?"

Know Your Audience

You're not writing for "everyone." Define your ideal customer:

- Demographics: Age, location, income level, occupation
- Psychographics: Values, fears, aspirations, frustrations
- Behavior: Where do they hang out online? What do they already buy?

 **AI Prompt:** "Create a detailed customer avatar for someone who would buy a [product type] about [niche]. Include their demographics, biggest frustrations, desired outcomes, and objections to buying."

✓ Phase 1 Checklist

- Defined specific, measurable success goal
- Validated niche has demand and monetization potential
- Created detailed ideal customer avatar
- Identified 3 people who will support/hold you accountable
- Committed to a realistic timeline

PHASE 2: SETUP

Estimated Duration: 4-6 Weeks


Now you build the infrastructure. Do this once, do it right.

Domain and Hosting

Your domain is your address on the web. Choose wisely:

- Short and memorable, or keyword-rich (both work)
- Always get the .com if possible
- Avoid hyphens and numbers
- Buy your personal name domain too (even if you don't use it now)

Recommended hosts: Hostinger, SiteGround, or Cloudways for WordPress. Shopify if you're selling physical products.

 **AI Prompt:** "Suggest 10 domain name ideas for a [niche] business targeting [audience]. The names should be memorable, brandable, and available as .com."

Website Platform

WordPress powers 40%+ of the web. It's free, flexible, and SEO-friendly. For most content-based businesses, WordPress is the right choice.

Essential plugins:

- Yoast SEO or RankMath (search optimization)
- WPForms or Gravity Forms (contact forms, lead capture)
- UpdraftPlus (backups)
- WP Rocket or LiteSpeed Cache (speed)
- Wordfence (security)

Email List Setup

Your email list is your most valuable asset. Social media platforms come and go. Algorithms change. But your email list is yours.

Recommended platforms: Brevo (free tier available), ConvertKit, Mailchimp, or Klaviyo (for e-commerce).

Set up from day one:

- Welcome email sequence (5 emails over 10 days)
- Lead magnet delivery automation
- Basic segmentation (new vs. engaged vs. buyers)

Social Media Presence

Pick 2-3 platforms maximum. Better to be excellent on two platforms than mediocre on five.

Choose based on where your audience is:

- B2B or professional services → LinkedIn
- Visual content (food, fitness, travel) → Instagram, Pinterest
- Educational/how-to content → YouTube
- Quick tips and community → Twitter/X, Facebook Groups

 **AI Prompt:** "Which 2-3 social media platforms are best for a [niche] business targeting [audience]? Explain why and suggest a content strategy for each."

✓ Phase 2 Checklist

- Domain registered and hosting set up
- WordPress installed with essential plugins
- Theme customized with brand colors/fonts
- Email service connected with welcome sequence
- Lead magnet created and delivery automated
- Social media profiles created and branded
- Essential pages live: About, Contact, Privacy Policy

PHASE 3: GROW

Estimated Duration: 6-8 Weeks


Now the real work begins: creating content, building audience, and launching your first products.

Content Strategy

Content is the lifeblood of your business. But you don't need to create everything yourself anymore.

The AI-assisted content workflow:

1. **Ideate:** Use AI to generate 50+ content ideas in your niche
2. **Outline:** Have AI create detailed outlines for each piece
3. **Draft:** AI writes first draft, you add personality and expertise
4. **Edit:** Polish with your voice, add examples, ensure accuracy
5. **Repurpose:** Turn one blog post into social posts, email, video script

 **AI Prompt:** "Generate 20 blog post ideas for a [niche] business. Each idea should solve a specific problem my audience of [audience description] faces. Include a suggested headline for each."

SEO Basics


You want Google to send you free traffic. The basics:

- **One focus keyword per page/post** – Use it in title, URL, first paragraph, and headers
- **Write for humans first** – Google is smart enough to understand context now
- **Internal linking** – Link your content to other relevant content on your site
- **Page speed matters** – Compress images, use caching, choose fast hosting

Build Your First Product

Don't wait until you have a huge audience. Start with something simple:

- **Lead magnet (free):** PDF guide, checklist, template, mini-course
- **Low-ticket (\$10-50):** Ebook, workshop recording, template pack
- **Mid-ticket (\$50-200):** Mini-course, coaching session, done-for-you template

 **AI Prompt:** "What are 5 digital product ideas I could create for my [niche] audience? For each, suggest: the format, price point, key contents, and how long it would take to create."

✓ Phase 3 Checklist

- Published 10+ pieces of quality content
- Established consistent publishing schedule
- SEO optimized all content
- Built social media following (quality over quantity)
- Created and launched lead magnet
- Created first paid product
- Set up basic analytics tracking

PHASE 4: CONVERT


Estimated Duration: 4-6 Weeks

Traffic is vanity. Conversion is sanity. Revenue is reality.

The Conversion Mindset

Every visitor to your site should have a clear next step:


- Blog reader → Email subscriber
- Email subscriber → Free resource downloader
- Engaged subscriber → Product buyer
- One-time buyer → Repeat customer

 **The Golden Rule:** If you had to choose between 10x traffic or 2x conversion rate, choose conversion. It's easier and more profitable.

Email Sequences That Sell

Your email automation does the selling while you sleep:

- **Welcome sequence (5 emails):** Deliver value, build trust, introduce your offer
- **Nurture sequence:** Weekly value emails that keep you top of mind
- **Launch sequence:** Build anticipation, open cart, handle objections, close
- **Post-purchase sequence:** Onboard, deliver value, ask for reviews, upsell

 **AI Prompt:** "Write a 5-email welcome sequence for new subscribers to my [niche] business. Email 1 delivers the lead magnet. Emails 2-4 provide value. Email 5 introduces my \$[price] product. Tone: [friendly/professional/casual]."

Landing Pages That Convert

Every offer needs a dedicated landing page with:

- Clear headline stating the benefit
- Social proof (testimonials, results, logos)
- Clear explanation of what they get

- Objection handling (FAQ section)
- Single, prominent call to action
- Urgency or scarcity (if genuine)

Track Your Numbers

Key metrics to monitor:

- Email opt-in rate (aim for 2-5% of visitors)
- Email open rate (aim for 30%+)
- Email click rate (aim for 3-5%)
- Sales conversion rate (aim for 1-3% of list)

✓ Phase 4 Checklist

- Welcome email sequence live and tested
- Landing page(s) created for products
- Clear call-to-action on every page
- Analytics tracking conversion events
- A/B testing at least one element
- Customer testimonials collected and displayed

PHASE 5: REALIZE

Estimated Duration: Ongoing

Now you're generating revenue. Time to maximize and scale.

Diversify Revenue Streams


Don't rely on a single income source:

- **Digital products:** Courses, ebooks, templates, software
- **Services:** Coaching, consulting, done-for-you work
- **Affiliate income:** Recommend products you use and believe in
- **Advertising:** Display ads, sponsored content (once you have traffic)
- **Membership/subscription:** Recurring revenue is the holy grail

Scale with Systems

Automate everything that can be automated:

- Email sequences and follow-ups
- Social media posting (scheduling tools)
- Customer onboarding
- Payment processing and delivery
- Basic customer support (knowledge base, chatbots)

 **AI Prompt:** "What are the top 10 repetitive tasks in running a [niche] online business? For each, suggest an AI tool or automation that could handle it."

Build Strategic Partnerships

Collaborate to grow faster:

- **Affiliate partnerships:** Others promote your products for commission
- **Joint ventures:** Create products together, share audiences
- **Guest content:** Appear on podcasts, write for other sites
- **Bundle deals:** Package your product with complementary offers

Know Your Exit Options

Whether or not you plan to sell, build a business that could be sold:

- Document all processes and systems
- Build assets (email list, content library, brand recognition)
- Diversify traffic sources (don't depend on one platform)
- Track financials clearly

Valuation rule of thumb: Online businesses typically sell for 24-48x monthly profit.

✓ Phase 5 Checklist

- Multiple revenue streams active
- Key processes documented and automated
- Affiliate program set up
- Partnerships identified and pursued
- Monthly financial tracking in place
- Clear growth goals for next 12 months

Your Next Step

You now have the complete blueprint. But knowledge without action is worthless.

Here's what to do right now:

1. **Choose your niche** (if you haven't already)
2. **Define your success goal** — specific, measurable, time-bound
3. **Block 2 hours this week** to complete the Phase 1 checklist
4. **Use the AI prompts** to accelerate your progress

Want the Complete Business Blueprints?

This guide gives you the framework. Our AI Hustle Accelerator gives you 8 complete, niche-specific business blueprints with step-by-step implementation guides, AI prompts, templates, and checklists.

Weight Loss • Yoga • Cooking • Dog Training • Finance • Parenting • Travel • DIY/Crafts

Visit shop.curationsoft.ai to get started

Questions? Email us at support@curationsoft.ai — we love helping entrepreneurs succeed.

© 2026 CurationSoft.ai — Enabling Your AI-Powered Transformation